

Macclesfield Quiz League

Sponsored by AstraZeneca

News and Views: 2019–20 Season – Week 14 – 11 February 2020

Results

Nine of the eleven games this week were won by the teams that went "first first"; the exceptions were the two **Nags Head** teams. There were no really close games however, so it's debatable whether any losing team can be justified in blaming the questions!

Tables

With just four weeks to go, some issues are moving towards resolution. The **Nags Head 'B'** still have a good lead in the A League, but at the other end of the table the **Royal Oak** are very much "at risk". Meanwhile, two of the current top three in the B League will surely be moving in the opposite direction.

At the other end of the B League, the **Chester Road Tavern** seem all but sure to return to the C League next season.

It's much tighter at the top of the C League, where any two of the top four could still go up.

Individual


Top scorers this week were **Mark Watson** and **Liz Horrocks**, with 48 each. There were also 45s for **Laurence Plant**, **Bob Langstaff** and **Malcolm Asquith**. Top scorer in the C League was **Wynne Keith-Davies** with 36.

There were 20 personal bests this week – not bad for this stage of the season. Only nine people failed to beat their lowest scores of the season.

We are now at that stage of the season where **some players have played the maximum number of games** that count in the tables (11 in the A and B Leagues, 12 in the C League). This is where your season's total might not have increased as much as you expected it to; and it's also where games in hand become more crucial – until you've reached that stage yourself!

It's very tight at the top of the A League table, where none of the top three played, and this allowed **Mark Watson** to move back into first place. Best placed however is probably **Ashton Davies**, who is currently fourth but has a game in hand on the three people above him – and his lowest score of the season could be more than enough to put him top.

In the B League, **Dave Partington** is in pole position and the people below him will have their work cut out to catch him despite having games in hand. In the C League, **Andy Ridgway** and the two Johns (Poyser and Green) have a useful lead, but **Wendy Brown** is perhaps best placed, in fourth place but with games in hand.



Macclesfield Quiz League

Sponsored by AstraZeneca

A League

Results


Church House Bollington	158	144	Royal Oak
Ashton Davies	42	42	Alan James (pb)
Bob Gratton (pb)	36		
Weaver	162	123	British Flag
Graham Bailey	36	36	Neil Drummond (pb)
Alan Gilday	30		
Lesley Davies (pb)	27		
Rushton Diamonds	145	185	Nags Head 'B'
Brian Bogie	36	48	Mark Watson
		45	Laurence Plant (pb)

Table

	Played	Won	Drawn	Lost	Total	Points
Nags Head 'B'	11	10	0	1	1872	20
Queens	11	8	0	3	1852	16
Church House Bollington	10	7	0	3	1594	14
Dolphin	11	6	0	5	1749	12
Weaver	10	5	0	5	1581	10
Rushton Diamonds	11	4	0	6	1608	8
British Flag	11	2	0	9	1476	4
Royal Oak	11	1	0	10	1639	2

Individual Top Ten

	Team	Played	Total	Highest	Lowest	Week 14
Mark Watson	Nags Head 'B'	11	504	51	42	48
Alice Walker	Queens	11	501	54	33	
Alan Hodgson	Dolphin	11	489	57	39	
Ashton Davies	Church House Bollington	10	474	54	42	42
Haydn Thompson	Queens	11	459	51	24	
Peter McBride	Dolphin	11	420	45	27	
Brian Bogie	Rushton Diamonds	11	393	42	21	36
Graham Bailey	Weaver	10	348	42	27	36
Alan James	Royal Oak	11	348	42	15	42
Rosalie James	Royal Oak	11	336	48	18	18



Macclesfield Quiz League

Sponsored by AstraZeneca

B League

Results


Dolphin Dragons	163	140	Harrington Academicals
Liz Horrocks (pb)	48	42	Dave Partington
Nags Head	166	130	Waters Green Lemmings
Paul Prior (pb)	45	45	Bob Langstaff (pb)
Dave Pennington (pb)	33		
Waters Green Rams	192	91	Chester Road Tavern
Scott Dawson	42	27	Tony Moores
Dave Smith (pb)	39		
Keith Pointon	33		
David Reynolds (pb)	30		
Plough Horntails	152	138	Robin Hood
Malcolm Asquith (pb)	45	30	Lorraine Hilton
Anne Jeater (pb)	42	30	Jim Kennelly

Table

	Played	Won	Drawn	Lost	Total	Points
Waters Green Rams	11	10	0	1	1667	20
Nags Head	12	9	0	3	1755	18
Dolphin Dragons	10	7	0	3	1500	14
Harrington Academicals	12	5	0	7	1666	10
Plough Horntails	11	5	0	6	1487	10
Robin Hood	11	4	0	7	1455	8
Waters Green Lemmings	11	4	0	7	1359	8
Chester Road Tavern	10	0	0	10	995	0

Individual Top Ten

	Team	Played	Total	Highest	Lowest	Week 14
Dave Partington	Harrington Academicals	12	441	48	30	42
Keith Pointon	Waters Green Rams	11	390	45	27	33
Liz Horrocks	Dolphin Dragons	10	351	48	21	48
Malcolm Asquith	Plough Horntails	11	351	45	21	45
Jim Kennelly	Robin Hood	10	333	48	21	30
Jon Thompson	Waters Green Lemmings	10	330	45	24	27
Paul Prior	Nags Head	10	315	45	18	45
Alasdair Reid	Nags Head	10	309	42	21	
Andy Johnson	Nags Head	10	294	39	18	27
Anne Jeater	Plough Horntails	11	279	42	18	42
Rob Parkin	Harrington Academicals	9	279	39	24	36



Macclesfield Quiz League

Sponsored by AstraZeneca

C League

Results

Brewers Arms	95	146	Park Taverners
Andy Ridgway	21	33 33	Heather Wallace (pb) Shauna Barstow
Park Timers	112	127	Pack Horse Bowling Club
Andrew Fenton (pb)	30	27 24	Andrew Vickerstaff (pb) Mike Vickerstaff (pb)
Harrington 'B'	115	146	Broken Cross Club
John Green	30	33 30 27	Peter Wilcox (pb) Jackie Hulme Peter Bullivent (pb)
King's Gambit	110	141	Sutton Mutton
Susan Taylor (pb) Michael Taylor	24 24	36	Wynne Keith-Davies

Table

	Played	Won	Drawn	Lost	Total	Points
Park Taverners	13	10	0	3	1665	20
Sutton Club	12	8	0	4	1519	16
Sutton Mutton	12	8	0	4	1482	16
Park Timers	12	7	0	5	1434	14
Brewers Arms	13	6	0	7	1427	12
Harrington 'B'	12	5	1	6	1422	11
Broken Cross Club	13	5	1	7	1365	11
Pack Horse Bowling Club	12	5	0	7	1392	10
King's Gambit	13	1	0	12	1097	2

Individual Top Ten

	Team	Played	Total	Highest	Lowest	Week 14
Andy Ridgway	Brewers Arms	13	336	36	18	21
John Poyser	Park Timers	12	333	39	12	27
John Green	Harrington 'B'	12	330	39	15	30
Wendy Brown	Sutton Club	10	306	45	18	
Shauna Barstow	Park Taverners	12	306	36	15	33
Graham Wallace	Park Taverners	11	297	33	18	27
Wynne Keith-Davies	Sutton Mutton	9	285	45	24	36
Geoff Parkin	Harrington 'B'	11	270	33	9	27
Mike Proctor	Sutton Mutton	11	267	33	12	30
Jackie Hulme	Broken Cross Club	11	264	33	6	30



Macclesfield Quiz League


Sponsored by AstraZeneca

Cars & Van 4U Question Setters' Trophy

	Week		Setters	Difficulty	Balance	Ent'ment	Total	Last Yr
1	12	Spec	Chester Road Tavern	9.95	9.67	7.03	26.65	(15.29)
2	4	GK	Waters Green Rams	7.16	9.77	6.20	23.13	18.84
3	7	Spec	Royal Oak	9.37	8.21	5.15	22.73	8.43
4	1	Spec	Rushton Diamonds	8.15	7.03	6.67	21.85	
5	4	Spec	Park Timers	10.00	4.34	6.47	20.81	18.44
6	14	Spec	Dolphin	7.80	6.28	6.39	20.47	7.84
7	6	Spec	Queens	5.63	8.45	6.03	20.11	15.92
8	9	GK	Broken Cross Club	6.26	9.17	4.43	19.86	18.23
9	2	GK	Dolphin Dragons	5.09	8.42	5.65	19.15	17.65
10	3	Spec	British Flag	2.74	9.86	6.03	18.63	14.50
11	6	GK	Queens	6.01	6.07	5.86	17.95	21.09
12	11	GK	Church House Bollington	4.74	6.96	6.09	17.79	11.71
13	13	Spec	Weaver	3.26	7.95	6.00	17.21	14.14
14	2	Spec	Sutton Mutton	6.23	6.03	4.11	16.37	8.61
15	1	GK	Rushton Diamonds	10.00	0.06	6.28	16.34	18.63
16	5	GK	Sutton Club	6.66	2.10	6.11	14.87	21.28
17	11	Spec	Church House Bollington	4.63	3.18	6.67	14.49	11.85
18	7	GK	Royal Oak	4.09	3.72	5.98	13.79	17.10
19	14	GK	Dolphin	6.19	1.65	5.56	13.40	20.20
20	8	Spec	Brewers Arms	0.00	9.27	3.86	13.13	(8.05)
21	12	GK	Pack Horse Bowling Club	6.19	0.87	5.97	13.03	(21.93)
22	8	GK	Nags Head	1.61	6.77	4.08	12.46	(15.49)
23	9	Spec	Robin Hood	1.61	6.08	4.37	12.06	(15.73)
24	5	Spec	Sutton Club	3.35	0.00	6.19	9.54	
25	10	GK	Harrington 'B'	0.00	3.62	5.28	8.90	13.84
26	3	GK	British Flag	3.62	0.00	5.04	8.66	
27	13	GK	Weaver	0.40	2.62	4.72	7.74	18.07
28	10	Spec	Plough Horntails	0.28	2.56	4.19	7.03	(19.31)

Specialist Rounds

Entertainment marks:	A League	6.33	B League	6.50	C League	6.33	Overall	6.39	Last year	5.22
Average team score going "first first":		63	Average team score going "second first":		54	Season's average:		55		
On average, teams going "first first" scored					111%	of their average for the season				
On average, teams going "second first" scored					104%	of their average for the season				
On average, the teams going "first first" did					7%	better than their opponents				



Macclesfield Quiz League

Sponsored by AstraZeneca

General Knowledge Rounds

Entertainment marks:	A League	6.17	B League	6.00	C League	4.50	Overall	5.56	Last year	5.78
Average team score going "first first":		88	Average team score going "second first":		75	Season's average:		79		
On average, teams going "first first" scored					111%	of their average for the season				
On average, teams going "second first" scored					98%	of their average for the season				
On average, the teams going "first first" did					13%	better than their opponents				

Overall

Average team score going "first first":		151	Average team score going "second first":		129	Season's average:		134		
On average, teams going "first first" scored					111%	of their average for the season				
On average, teams going "second first" scored					101%	of their average for the season				
On average, the teams going " first first" did					10%	better than their opponents				

To summarise the above tables: most teams found the Dolphin's questions **easier than average**, with 14 of the 22 teams registering higher-than-average scores. They were however (according to the spreadsheet) **easier for the teams that went "first first"**, who scored on average 111% of their average scores while those that went "second first" scored only 101%. This apparent bias was more pronounced in the General Knowledge questions, and this is perhaps reflected in the Entertainment marks. On this criterion the Specialist questions are currently 5th (out of 28) but the General Knowledge only 18th.

The bias detected by the spreadsheet is borne out in the match results, where only two teams won by going "second first". These were the two **Nags Head** teams.

The General Knowledge questions went down least well in the C League; in the A and B Leagues the difference in the marks for the two sets was noticeably less.

In the overall Cars & Vans 4U Ltd Trophy table, the Specialist questions are ranked **6th** and the General Knowledge **19th**.

On an average team score of 140, the 10% bias in favour of the teams that went "first first" may have made a difference of 14 points. There were three games that might have been affected by this – one in each League. The winning margins in these games were however 14, 14 and 15 points, so (as suggested above) it's debatable whether either losing team can be fully justified in blaming the questions!