



Macclesfield Quiz League

Sponsored by AstraZeneca

News and Views: 2019–20 Season – Week 4 – 22 October 2019

Results

It must be something in the water, because yet again there were several very close matches this week. All three in the A League, one in the B League, and three out of four in the C League, were decided by fewer than ten points; and only one was decided by more than twenty. The exception was a resounding victory for **Harrington Academicals** over **Waters Green Lemmings**.

In a week of excellent scoring, the Lemmings were the only team to make less than their average score. **King's Gambit** registered their best score so far, by some margin, but sadly for them it wasn't enough to beat the table-topping **Park Taverners**. Even so, it shows they must be getting into the swing of this ...

Eight of the ten games were won by the teams that went "first first", but according to the spreadsheet the questions were as perfectly balanced as you can hope to get. For details, please see [below](#).

Tables

Both **Nags Head** teams moved to the top of their respective divisions this week. The '**B**' are unbeaten in the A League, while in the B League **Waters Green Rams** are level on points with the original **Nags** and have a game in hand.


In the C League there are still two unbeaten teams; both have played four games, but **Park Taverners** have a healthy 'goal difference' advantage over the **Brewers Arms**.

Individual

Alice Walker was the top individual scorer yet again this week, maintaining her average of 51. There were 48s for **Rosalie James**, **Mark Watson**, **Alan Hodgson** and **Dave Partington**, and the highest scorer in the C League was **Neil Wall** with 42.

Alice remains at the top of the A League table, and in fact there is no change in the top five. In the B League **Paul Prior** moved into second place behind Dave, but there are several players with a game in hand, waiting to pounce. In the C League, **Wendy Brown** and **Andy Ridgway** took advantage of **Shauna Barstow**'s week off, to leapfrog her and move into the top two places.

We have our first 'personal best' notices this week, as many people have now played three games or more. Although (as noted above) team scores were generally good, individually there were more 'personal worsts' than 'bests': 25, compared with 21. Nine of the bests, and only six of the worsts, were in the C League; in the A League there were five bests and eight worsts, and in the B League the figures were seven and eleven respectively. This may seem to suggest that the questions suited players in the C League better than those in the other two leagues. The biggest beneficiaries were the **Harrington Academicals**, **Broken Cross Club** and **King's Gambit** – one in the B League and two in the C – with three personal bests each.



Macclesfield Quiz League

Sponsored by AstraZeneca

A League

Results


Royal Oak	167	176	Queens
Rosalie James (pb)	48	51	Alice Walker
Alan James	33	39	Haydn Thompson
Bill Cawley	33	30	Tim Massey (pb)
Gill Baker (pb)	27		
British Flag	150	159	Rushton Diamonds
Ian Tams	33	39	Brian Bogie
Nags Head 'B'	169	167	Dolphin
Mark Watson	48	48	Alan Hodgson (pb)
		42	Peter McBride
		30	Derek Owen (pb)

Table

	Played	Won	Drawn	Lost	Total	Points
Nags Head 'B'	3	3	0	0	527	6
Queens	4	2	0	2	690	4
Dolphin	4	2	0	2	643	4
Rushton Diamonds	3	2	0	1	453	4
British Flag	3	1	0	2	443	2
Weaver	2	1	0	1	306	2
Church House Bollington	2	1	0	1	305	2
Royal Oak	3	0	0	3	463	0

Individual Top Ten

	Team	Played	Total	Highest	Lowest	Week 4
Alice Walker	Queens	4	204	54	48	51
Alan Hodgson	Dolphin	4	177	48	42	48
Haydn Thompson	Queens	4	162	48	36	39
Peter McBride	Dolphin	4	150	45	27	42
Mark Watson	Nags Head 'B'	3	147	51	48	48
Brian Bogie	Rushton Diamonds	3	120	42	39	39
Rosalie James	Royal Oak	3	114	48	33	48
Alan James	Royal Oak	3	108	42	33	33
Paul Morrissey	Nags Head 'B'	3	102	42	24	24
Tim Massey	Queens	4	102	30	21	30



Macclesfield Quiz League

Sponsored by AstraZeneca

B League

Results


Harrington Academicals	167	112	Waters Green Lemmings
Dave Partington (pb)	48	39	Jon Thompson (pb)
Rob Parkin	33		
Stuart Mills (pb)	27		
Mike Hewitt (pb)	27		
Dolphin Dragons	159	164	Nags Head
Dave Turner	36	42	Alasdair Reid (pb)
		39	Andrew Wright (pb)
Chester Road Tavern	123	137	Plough Horntails
Tony Moores	33	33	Dave McGuinness (pb)

Table

	Played	Won	Drawn	Lost	Total	Points
Nags Head	4	3	0	1	609	6
Waters Green Rams	3	3	0	0	505	6
Harrington Academicals	4	2	0	2	588	4
Robin Hood	3	1	0	2	416	2
Plough Horntails	3	1	0	2	409	2
Waters Green Lemmings	3	1	0	2	350	2
Dolphin Dragons	2	1	0	1	349	2
Chester Road Tavern	2	0	0	2	225	0

Individual Top Ten

	Team	Played	Total	Highest	Lowest	Week 4
Dave Partington	Harrington Academicals	4	162	48	27	48
Paul Prior	Nags Head	4	135	42	24	33
Andy Johnson	Nags Head	4	117	39	21	30
Keith Pointon	Waters Green Rams	3	114	45	30	
Alasdair Reid	Nags Head	3	111	42	33	42
Rob Parkin	Harrington Academicals	3	108	39	33	33
Jim Kennelly	Robin Hood	3	105	42	30	
Jon Thompson	Waters Green Lemmings	3	96	39	27	39
Malcolm Asquith	Plough Horntails	3	96	33	30	30
Lorraine Hilton	Robin Hood	3	93	39	24	



Macclesfield Quiz League

Sponsored by AstraZeneca

C League

Results


Sutton Mutton	120	127	Brewers Arms
Mike Proctor (pb)	33	30 30 21	Kenny Davenport-Slater (pb) Andy Ridgway Jon Souness (pb)
Pack Horse Bowling Club	125	126	Harrington 'B'
Michael Murphy	27	33	Geoff Parkin
Broken Cross Club	131	147	Sutton Club
Peter Wilcox (pb)	30	33	Chris Butler (pb)
Jackie Hulme (pb)	27	33	Wendy Brown
Peter Bullivent (pb)	21	27	Simon Rumsey (pb)
Anne Goddard	21		
King's Gambit	121	126	Park Taverners
Susan Taylor (pb)	24	42	Neil Wall
Sam Baker (pb)	24		
Michael Taylor	18		
Helen Hughes (pb)	15		

Table

	Played	Won	Drawn	Lost	Total	Points
Park Taverners	4	4	0	0	553	8
Brewers Arms	4	4	0	0	481	8
Sutton Club	4	3	0	1	551	6
Harrington 'B'	3	2	0	1	387	4
Sutton Mutton	3	1	0	2	375	2
Park Timers	3	1	0	2	366	2
King's Gambit	4	1	0	3	287	2
Pack Horse Bowling Club	3	0	0	3	368	0
Broken Cross Club	4	0	0	4	335	0

Individual Top Ten

	Team	Played	Total	Highest	Lowest	Week 4
Wendy Brown	Sutton Club	3	114	45	33	33
Andy Ridgway	Brewers Arms	4	105	36	18	30
Shauna Barstow	Park Taverners	3	102	36	33	
Simon Rumsey	Sutton Club	4	99	27	21	27
Kenny Davenport-Slater	Brewers Arms	4	93	30	15	30
John Poyser	Park Timers	3	90	36	24	
Mike Proctor	Sutton Mutton	3	90	33	24	33



Macclesfield Quiz League

Sponsored by AstraZeneca

	Team	Played	Total	Highest	Lowest	Week 4
Chris Butler	Sutton Club	3	84	33	21	33
Pete Dykstra	Park Taverners	4	84	33	12	24
John Green	Harrington 'B'	3	81	30	24	24

Cars & Van 4U Question Setters' Trophy

	Week		Setters	Difficulty	Balance	Ent'ment	Total	Last Yr
1	4	Spec	Park Timers	7.59	8.51	6.47	22.57	18.44
2	4	GK	Waters Green Rams	5.41	9.37	6.20	20.99	18.84
3	2	GK	Dolphin Dragons	3.77	8.95	5.65	18.37	17.65
4	1	Spec	Rushton Diamonds	6.06	4.97	6.67	17.70	-
5	3	Spec	British Flag	1.52	9.40	6.03	16.96	14.50
6	1	GK	Rushton Diamonds	7.82	0.96	6.28	15.06	18.63
7	2	Spec	Sutton Mutton	4.68	5.28	4.11	14.07	8.61
8	3	GK	British Flag	2.70	0.00	5.04	7.74	-

For the full spreadsheet, please click [here](#).

Good scoring all round this week. The balance in both sets was excellent, and both Difficulty scores were comfortably better than average. Possibly reflecting this, the Entertainment scores were more than respectable, placing the Specialists (**Park Taverners**) second in that table and the General Knowledge (**Waters Green Rams**) fourth – out of eight.

Overall, this week's questions do even better, filling the top two places in the latest table. The Timers' score of 22.57 would have put them in third place (out of 36) last season, behind only the **Ox-fford**'s two sets; the Rams' 20.99 would have put them in eighth.

The Park Timers are well used to finishing as bridesmaids to the Ox-fford, having finished as runners-up four times in a row between 2015 and 2018. This year we may have to wait until the final week to see if they make it five times out of six, or if they can carry off the trophy at last!

Just to look at those Balance scores a little more closely: on the Specialist questions, teams that went first scored on average 110% of their average scores, while those that went second scored 112%. In the General Knowledge, those that went first (second in the Specialists) scored 104%, and those going second scored 105%. Overall, we need to go down to decimal places to register any difference: teams that went "first first" scored 106.65 of their average scores, and those that went "second first" scored 106.96.